



Truck and Trailer Inspection Workshop



Strengthening the Customs-Trade Cooperative Partnership



Inspection Workshop

This inspection workshop is intended to help you recognize trucks and trailers that have been compromised for the purpose of smuggling terrorists, terrorist weapons and contraband.

The methods used within this handout do not supersede company policies and procedures regarding security at the workplace.

If suspicious cargo and/or contraband is detected, immediately notify your Supervisor. Contact the proper authorities and U.S. Customs & Border Protection, as warranted.



1-800-Be-Alert

Strengthening the Customs-Trade Cooperative Partnership



Inspection Workshop

The inspection workshop will cover:

- 17-point truck and trailer inspection process
- Inspection documentation
- Affixing seals



Strengthening the Customs-Trade Cooperative Partnership



Policies and Procedures...

Inspection processes should be conducted at key points throughout the supply chain:

- Container Storage Depot
- Manufacturer
- Service Provider
- Carrier
- Third Party Warehouse
- Distribution Center
- Customer



*** The more locations these inspections are conducted, the higher level of security your shipment will have.**

Strengthening the Customs-Trade Cooperative Partnership



Conveyance Security Criteria...

17
Point

Conveyance Inspection Procedures:

- Using a checklist, drivers should be trained to inspect their conveyances for natural or hidden compartments. Training in conveyance searches should be adopted as part of the company's on-the-job training program.
- Conveyance inspections must be systematic and should be completed upon entering and departing from the truck yard and at the last point of loading prior to reaching the U.S. border.
- Highway carriers must visually inspect all empty trailers, to include the interior of the trailer, at the truck yard and at the point of loading, if possible.



Northern Border



Southern Border

Strengthening the Customs-Trade Cooperative Partnership



17-Point Truck & Trailer Inspection

17
Point

1. Bumper
2. Engine
3. Tires (truck & trailer)
4. Floor (inside truck)
5. Fuel Tanks
6. Cab/ Storage Compartments
7. Air Tanks
8. Drive Shafts
9. Fifth Wheel
10. Outside/ Undercarriage
11. Outside/ Inside Doors
12. Floor (inside trailer)
13. Side Walls
14. Front Wall
15. Ceiling/ Roof
16. Refrigeration Unit
17. Exhaust




17-Point Truck & Trailer Inspection

Strengthening the Customs-Trade Cooperative Partnership



17-Point Truck & Trailer Inspection



Strengthening the Customs-Trade Cooperative Partnership



17-Point Truck & Trailer Inspection

17
Point

Truck



Trailer



Tractor, Rig, Mule, etc.

Container, Box, Ro-Ro, etc.

Strengthening the Customs-Trade Cooperative Partnership

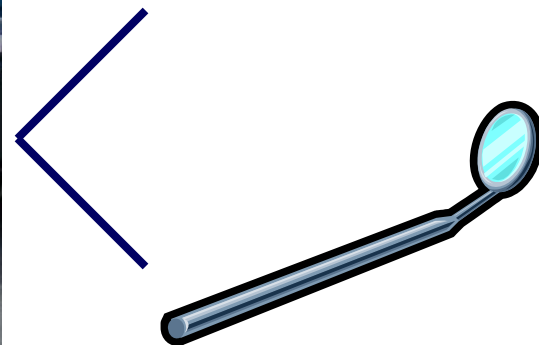


17-Point Truck & Trailer Inspection

1.) Bumper



Flashlight




Inspection Mirror

Bumper

17-Point Truck & Trailer Inspection

2.) Engine



Engine Off



Use Mirror

Engine

17-Point Truck & Trailer Inspection

2.) Engine



Check Compartments




Remove Filter

Engine

17-Point Truck & Trailer Inspection

3.) Tires



Use Tool / Vibrate



Check Spare

Tires

17-Point Truck & Trailer Inspection

4.) Floor (inside truck)



Check / No People Inside



Floor
(truck)

Lift Carpet / New Repairs

17-Point Truck & Trailer Inspection

5.) Fuel Tanks



Tap / Void Sound



Use Flashlight / Look Inside

Fuel
Tanks

17-Point Truck & Trailer Inspection

6.) Cab / Storage Compartments



Inside / Outside



Keep Locked

Compartments

17-Point Truck & Trailer Inspection

7.) Air Tanks



Truck / Tap / Void Sound



Trailer / Weld Marks

Air
Tanks

17-Point Truck & Trailer Inspection

8.) Drive Shafts



Repairs / New Paint



Tap Test / Hollow Sound

Drive
Shafts

17-Point Truck & Trailer Inspection

9.) Fifth Wheel



Check Empty Spaces



Battery Area / Secure


Fifth
Wheel

17-Point Truck & Trailer Inspection

10.) Outside / Undercarriage



Use Mirror / Inside Lip



Rear Lights / Check Area

Outside

17-Point Truck & Trailer Inspection

11.) Outside / Inside Doors



Check Locking Mechanism



Bolts / Rivets Secure

Outside
Doors

Strengthening the Customs-Trade Cooperative Partnership



17-Point Truck & Trailer Inspection

11.) Outside / Inside Doors



Door Hinges / Secure



Repairs / Weld Marks

Inside
Doors

Strengthening the Customs-Trade Cooperative Partnership



17-Point Truck & Trailer Inspection

12.) Floor (inside trailer)



Flat / Not Lifted



Planks / Bolted Down

Floor
Inside

17-Point Truck & Trailer Inspection

13.) Side Walls



Side
Walls

Check New / Loose Panels

Use Light / Look Inside

Strengthening the Customs-Trade Cooperative Partnership



17-Point Truck & Trailer Inspection

14.) Front Wall



Secure Panels / Repairs



Measure Length / False Wall

Front
Wall

17-Point Truck & Trailer Inspection

15.) Ceiling / Roof

Ceiling



Measure Height / Floor

Roof



New Rivets / Repairs

Ceiling
Roof

17-Point Truck & Trailer Inspection

16.) Refrigeration Unit



Open Doors / Check Inside



Use Light / Unit Off!

Ref.
Unit

17-Point Truck & Trailer Inspection

17.) Exhaust



Taped Packages / Rope



Exhaust


Not Loose / HOT!!!

Strengthening the Customs-Trade Cooperative Partnership



17-Point Truck & Trailer Inspection

Tires:



Steel Compartment / Cocaine



One Tire / Multiple Use


Seizures

17-Point Truck & Trailer Inspection

Air Tanks:



Weld Mark / Looks Rusty



One Kilo / Cocaine

Seizures

17-Point Truck & Trailer Inspection

Fifth Wheel:



Seizures

Hollowed-Out Compartments / Marijuana

Strengthening the Customs-Trade Cooperative Partnership




17-Point Truck & Trailer Inspection

Batteries:



Top Cover Loose / Not Wired



Cocaine Concealed Inside

Seizures

Strengthening the Customs-Trade Cooperative Partnership



17-Point Truck & Trailer Inspection

Outside / Inside Doors:



Different Bolts / Loosen Hasp



Putty Inside Door / Unusual



Check Handles / Rivet Secure

Seizures

17-Point Truck & Trailer Inspection

Floor (inside trailer):



Seizures

False Compartment / 550 lbs. Cocaine

Strengthening the Customs-Trade Cooperative Partnership



17-Point Truck & Trailer Inspection

Floor (inside trailer):



Seizures

Empty Trailer / 3,000 lbs. Cocaine

Strengthening the Customs-Trade Cooperative Partnership



17-Point Truck & Trailer Inspection

Side Walls:



Refrigerated Trailer



Both Walls / Marijuana

Seizures

17-Point Truck & Trailer Inspection

Ceiling / Roof:



Seizures

False Refrigerated Trailer Ceiling / Marijuana

Strengthening the Customs-Trade Cooperative Partnership



17-Point Truck & Trailer Inspection

Ceiling / Roof:



Seizures

False Trailer Roof / Original Rivets Removed

Strengthening the Customs-Trade Cooperative Partnership



17-Point Truck & Trailer Inspection

Inspection Documentation:

- All inspections conducted throughout the supply chain must be documented.
- Shipment representative (driver) should be present during inspection.
- Official / Driver conducting inspection should initial document.



Exam
Results

Strengthening the Customs-Trade Cooperative Partnership



17-Point Truck & Trailer Inspection

Affixing Seals:

- All seals must be controlled and documented.
- Drivers (employees) must be trained on how to affix and document seal changes.
- Drivers must communicate to the company every time an inspection takes place and a seal is changed.
- A high security seal must be affixed to all loaded trailers bound for the U.S. All seals must meet or exceed the current PAS ISO 17712 standards for high security seals.
- Drivers (employees) must pull down on the seal after affixing it.



Seals

Strengthening the Customs-Trade Cooperative Partnership

